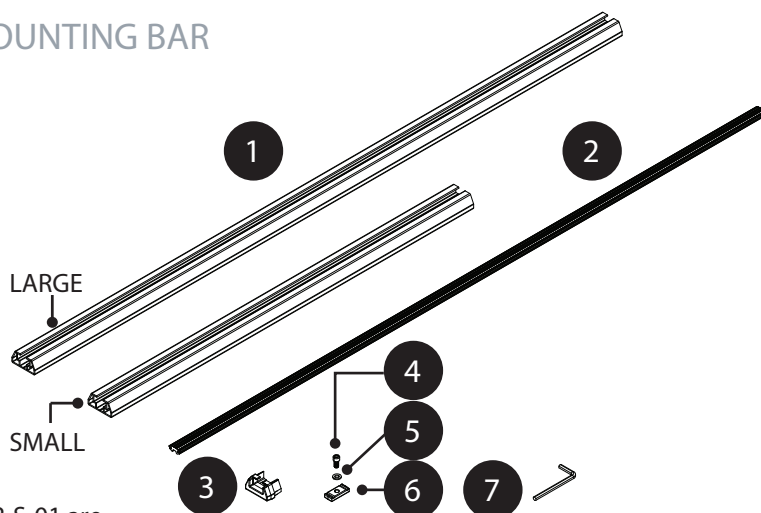


BAR-01-L (LARGE)/ BAR-S-01 (SMALL) MOUNTING BAR

PN	DESCRIPTION	BAR-L-01	BAR-S-01
1	MOUNTING BAR	2	2
2	RUBBER STRIPS	2	2
3	END CAPS	4	4
4	M6 SKT HD SCREW	4	4
5	M6 WASHER	4	4
6	M6 T-NUT	4	4
7	ALLEN KEY	1	1



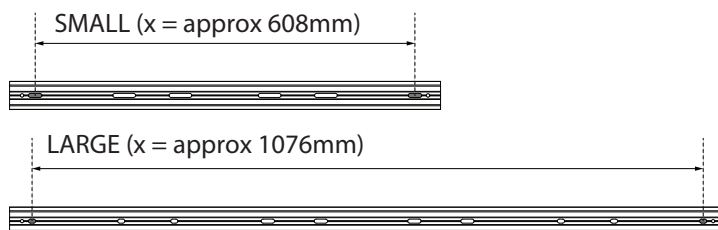
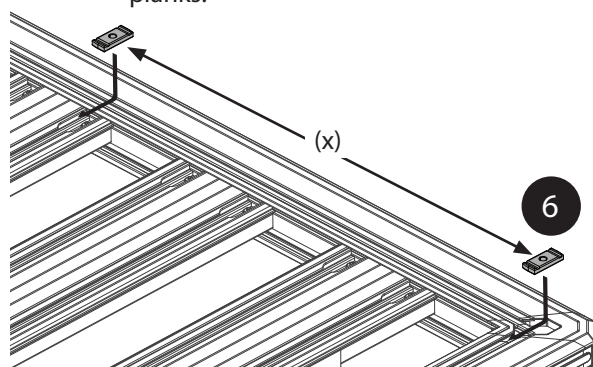
Tools Required:
Knife

Note: BAR-L-01 and BAR-S-01 are sold as separate products. Installation procedure is the same for both kits.

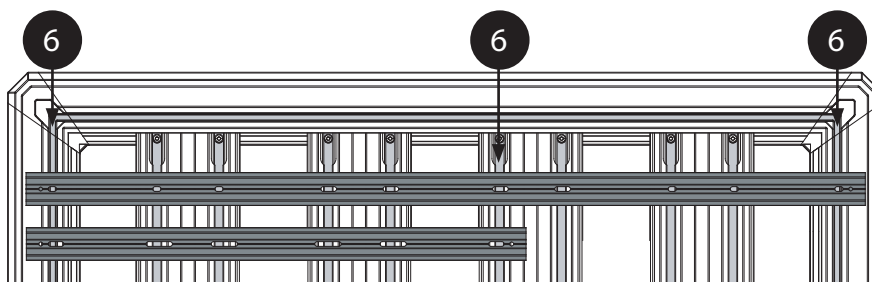


1

The T-nuts must be mounted at each end of the accessory bar. Select channels in the platform that closely match the dimensions shown for your corresponding accessory bar. Note that the accessory bar mounting holes are slotted to allow any movement of planks.

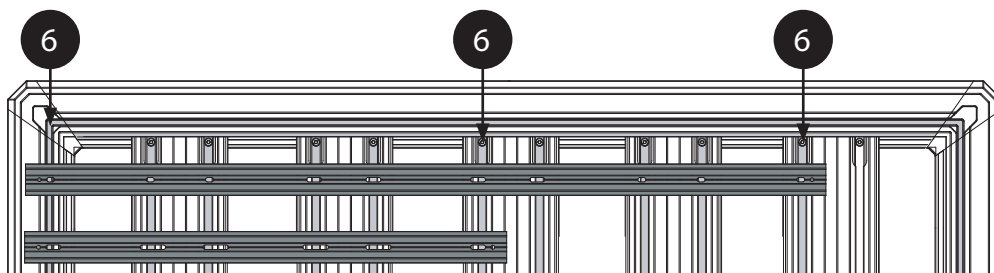


1200 Platform
LARGE / SMALL
mounting slot
alignment



LARGE
SMALL

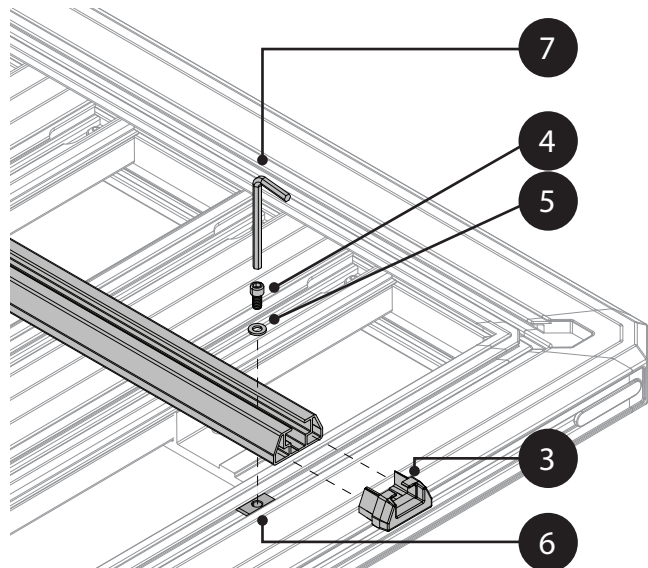
1400 Platform
LARGE / SMALL
mounting slot
alignment



LARGE
SMALL

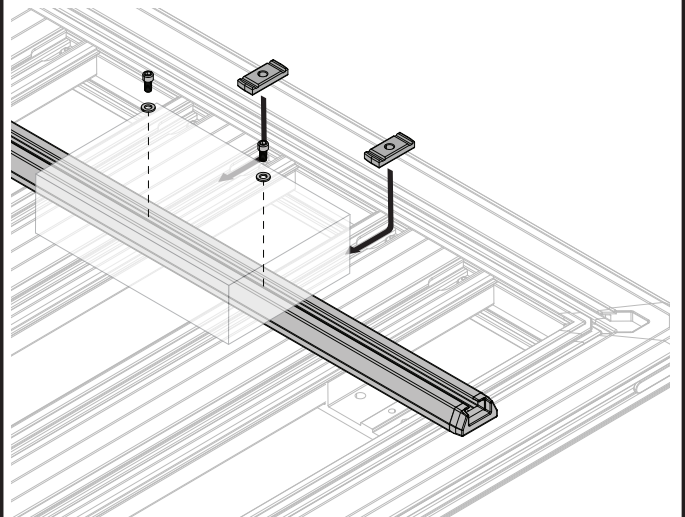
2

Fix in place with hardware provided.
Install end caps.



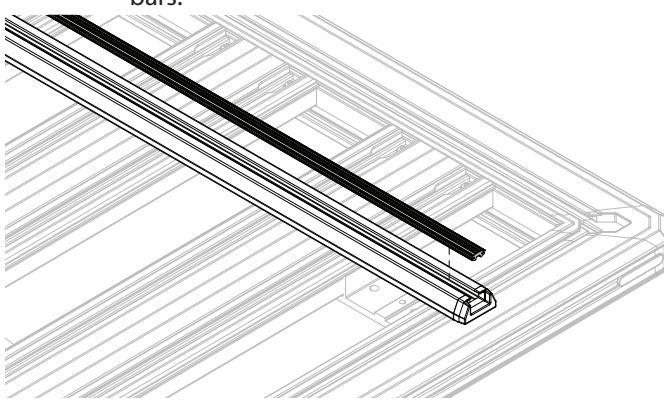
3

With the accessory bar in place, install and fix the remaining M6 hardware as close as possible to the intended location, of the accessory to be carried.




4

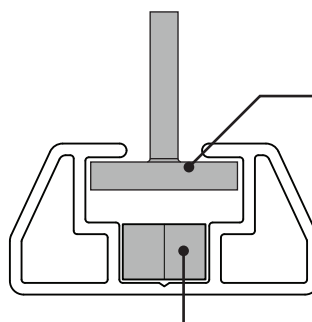
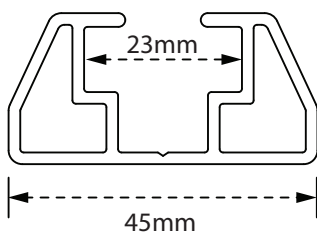
Fit the rubber strips to the accessory bars.



Rubber strips can be cut to the length required.




NOTES




Upper channel compatibility
M10 T-bolt/ T-nut
M8 T-bolt/ T-nut
M6 T-bolt/ T-nut

Lower channel compatibility
M8 nut
M8 skt hd screw (no washer)
M8 btn hd screw (no washer)
M6 btn hd screw with washer
M6 hex bolt

Manufactures roof weight limit - rack system weight = Max carrying capacity.




Cross reference with system max carrying capacity. **Always use the lower of the two figures.**



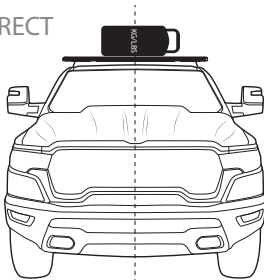
IMPORTANT - Off-road load rating reduction.

System	Track Mount	Anchor Point	Gutter Mount	Raised Rail	Flush Rail	Clamp Mount
Platform+ Ridge Mount	0%	0%	25%	0%	N/A	N/A
Platform+ Low Mount	33%	33%	33%	33%	33%	50%
Sports Extended	33%	33%	33%	33%	33%	50%
Sports Concealed	33%	33%	33%	33%	33%	50%

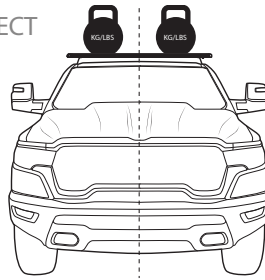


Distribute carried load evenly longitudinally and as low as possible.

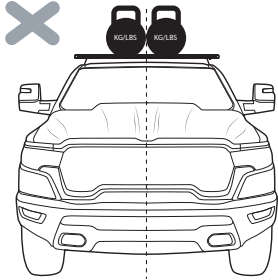
CORRECT



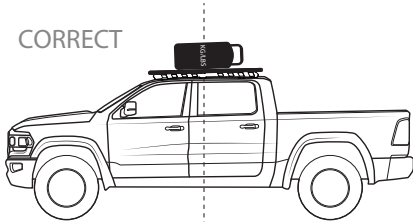
CORRECT



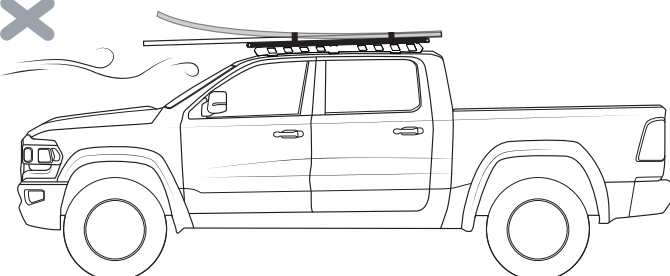

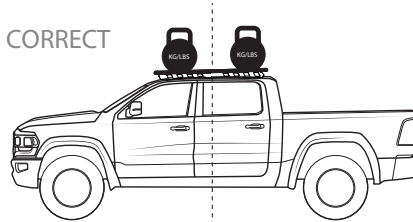
Do not concentrate loads front or rear.



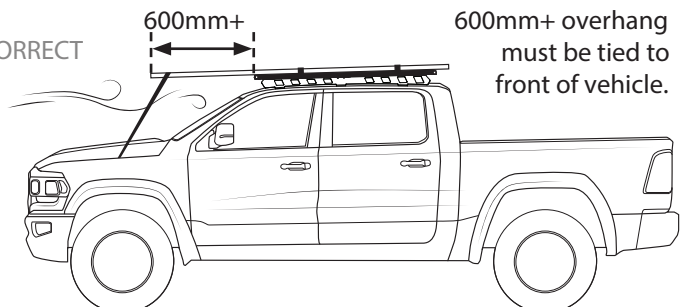
CORRECT



CORRECT

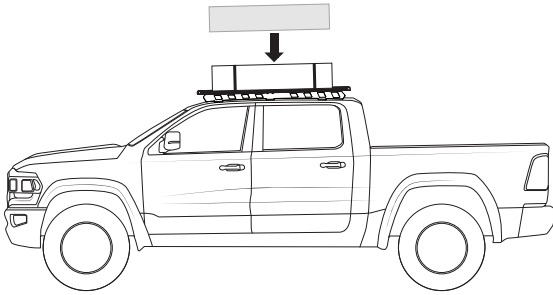


CORRECT




600mm+ overhang must be tied to front of vehicle.


(A)





Check all fixtures are secured and torqued correctly.



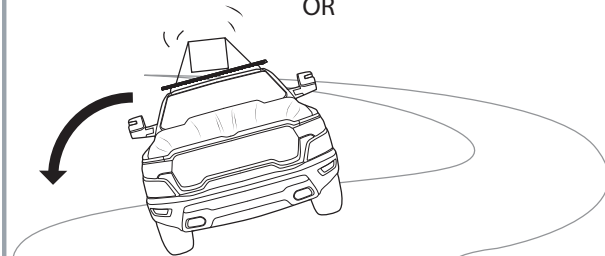
(B)



Check all fixtures are secured and torqued correctly.

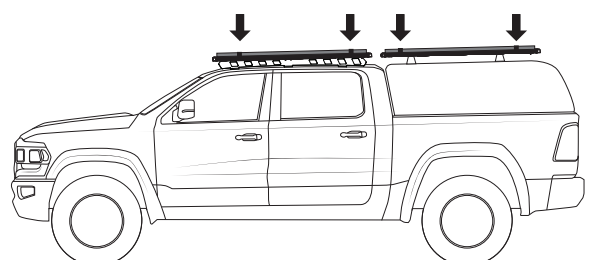
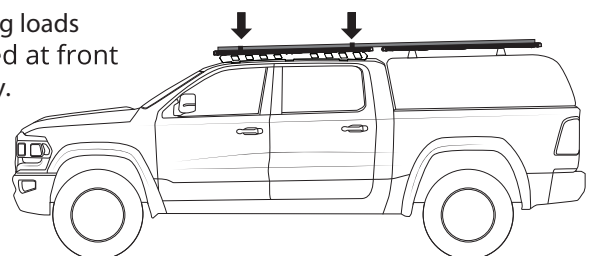


OR




Cab and canopy can move independently, do not fix load across both.


Long loads fixed at front only.



Do not use car-wash with roof rack systems.



Be aware of adjusted vehicle height.



**IMPORTANT - READ BEFORE USE**

Please ensure the system is fitted in accordance with the fitting instructions. It is important that you observe all outlined below.

**WARRANTY INFORMATION**

Rola warrants that, subject to exclusions and limitations below, the system will be free from defects in materials and workmanship for a period of 5 years commencing on the date of sale by the authorised Rola stockist to the original purchaser of the system.

If a defect appears in the system before the end of the warranty period and Rola finds that the defect is in materials or workmanship, Rola will, in its sole discretion, either:

1. Repair the system or the defective component of the system free of charge
2. Replace the system or the defective component of the system; or
3. Refund the purchase price of the system to the original purchaser.

Rola reserves the right to change the design, specifications or composition of the system without notice and without liability. Rola reserves the right to replace defective products or components with products or components of similar quality, grade and composition, where an identical product or component is not available. Goods presented for repair may be replaced by refurbished goods of the same type rather than being repaired. Refurbished parts may be used to repair the goods. The 5 year warranty does not apply where:

1. The system is not installed in compliance with the fitting instructions provided
2. The system is not used as intended or designed
3. The system has been on-sold or assigned by the original purchaser
5. The system has been modified or repaired by someone other than Rola or an authorised Rola stockist
6. Rola cannot establish any fault after inspection of returned product
7. The system has been subject to abnormal conditions, including fire, water, humidity, pressure, stress or similar
8. The defect in the system has arisen due to abuse, misuse, neglect or accident
9. The defect in the system has arisen due to the unlawful or unusual operation of the vehicle to which it is fitted
10. The defect in the system has arisen due to the purchaser's failure to properly assemble, install, fit, maintain or use the system in accordance with the specifications and instructions provided by Rola.

For safety and use instructions, please refer to any General or Specific Fitting Instructions and Warning & Care Instructions enclosed within the system or on our website at www.rola.com.au.

This warranty does not extend to fair wear and tear. Warranty claims can be made by contacting Rola directly using the contact details on the website. A warranty claim must be accompanied by proof of purchase (such as receipt), details of the alleged defect and appropriate documentation (such as historical and maintenance records where appropriate). The customer must make the product available to Rola or its authorised repair agent for inspection and testing. It is the purchaser's responsibility to arrange and pay to return the product or component to the place of purchase. The purchaser may seek reimbursement from Rola for the cost of such activities, providing Rola notifies the purchaser in writing that a warranty claim is justified. Any such claims made must be in writing via post or email.

The benefits of this warranty are in addition to any rights and remedies imposed by Australian State and Federal legislation that cannot be excluded. Nothing in this warranty is to be interpreted as excluding, restricting or modifying any State or Federal legislation applicable to the supply of goods and services which cannot be so excluded, restricted or modified. Our goods come with guarantees that cannot be excluded under the Australian Consumer Law. You are entitled to a replacement or refund for a major failure and for compensation for any other reasonably foreseeable loss or damage. You are also entitled to have the goods repaired or replaced if the goods fail to be of acceptable quality and the failure does not amount to a major failure. Rola makes no express warranties or representations other than set out in this warranty.

JUST ADD ADVENTURE**ROLA**