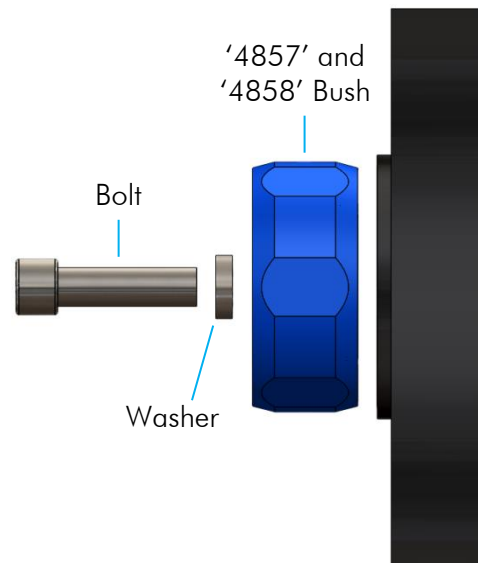



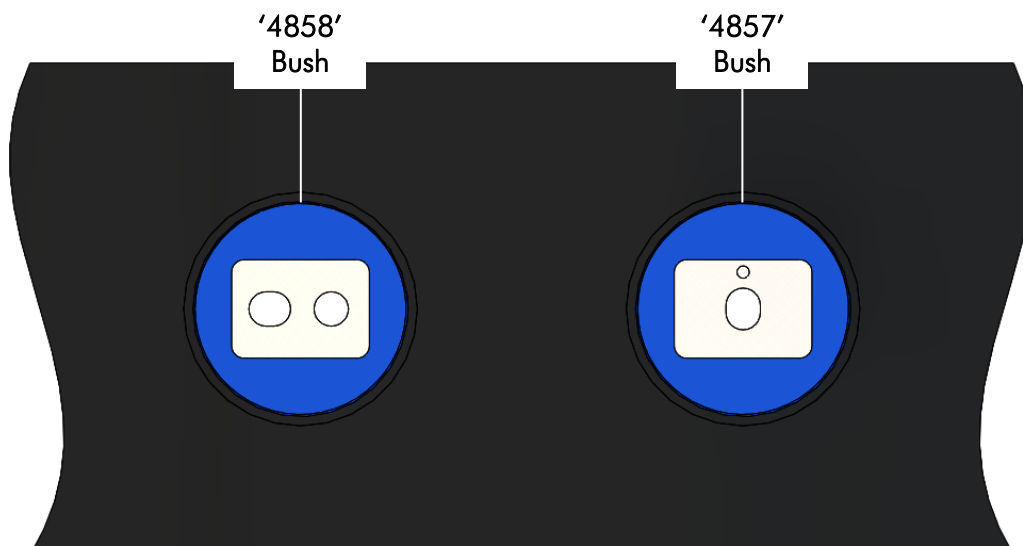
Fitting Instructions #4857IS

TOYOTA SUPRA

Rear Differential Mount Rear Bushes Replacement Kit



- Jack vehicle and put on stands or support on hoist;
- Remove the rear sway bar and rear section of the exhaust to gain access to the differential mounting bolts;
- Support the differential and remove the mounting bolts and lower differential slightly for ease of access;
- Remove the rubber bush including the shell using suitable extraction tools or cut out with power hacksaw. Note how the factory bushes locate in the sub frame prior to bush removal;
- Clean housing areas to remove any old original bushing materials before installing new polyurethane bushes;
- Apply the grease supplied to the outside of both bushes, then as viewed from the rear of the vehicle, push bush part number '4857' into the right housing and bush part number '4858' into the left housing (refer to figure below);
- Use a plastic mallet or similar to aid installation of new polyurethane bushes;
- Refit all mounting bolts with the new washers and torque to manufacturer's specifications;
- Refit the exhaust and the rear sway bar.



As viewed from the rear of the vehicle. Note the alignment of the bushes.