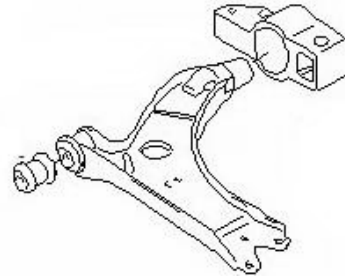


Fitting Instructions #ALOY3273IS

VW GOLF Mk V, VI

Front Lower Control Arm Rear Bush Replacement

Note: Aloy3273 bushes must be fitted to both sides of the vehicle.
This kit suits OE arms only.

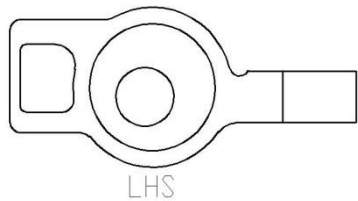


Note: bushing comes complete with housing left hand shown

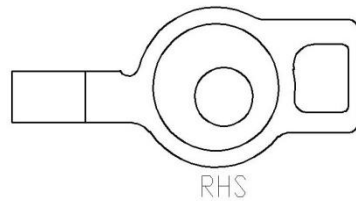


Lubricate bushing assembly

- Wheel align the vehicle before the job is started and note caster settings;
- Place vehicle on hoist and remove OE control arms and remove rear bushes;
- Lubricate the centre of the new rear bushes note it will have 3754L or 3754R cast into the bush itself and is part of the aluminium housing assembly;
- Push shell part 3766A over the end of the arm as per picture below ensuring that it bottoms out on the spigot and rotates freely;
- Fit the control arms to the car note 3754L is for the left hand side of the car 3754R is for the right hand side of the car;
- Wheel align vehicle and check castor settings;
- Torque all mounting bolts to manufactures specifications with the vehicle at ride height.



LHS



RHS

Schematic drawing of brackets view from back of car looking towards the front.
Note offset position of the brackets



View of underside of car right hand side shown with arm assembly installed