

Fitting Instructions #0329IS

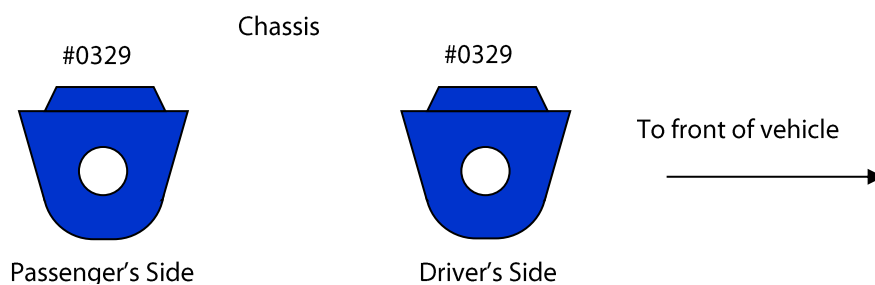
Toyota Camry

Sway Bar Mount to Chassis Bushing

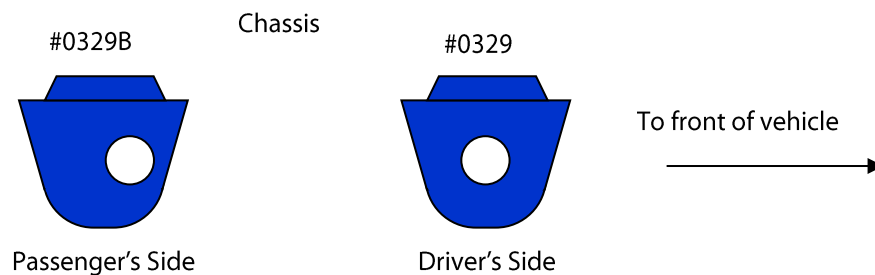
Note: these kits will not correct excessive setback.

Obtain alignment settings before installation. Take note of owner's comments on tyre wear and driving characteristics, and install the correct kit using the fitting instruction diagrams to provide optimum alignment settings.

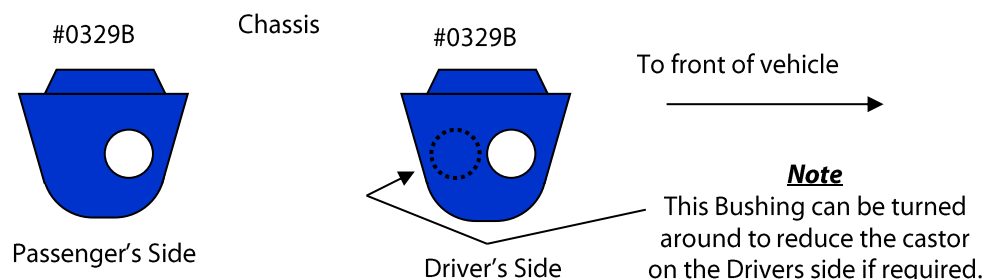
Kit # 0329K – Standard Castor Settings Kit
Install bushings as per diagram below



Kit # 0329AK – Passenger's Side Increase & Driver's Side Standard Castor Settings Kit
Install bushings as per diagram below



Kit # 0329BK – Passenger's Side & Driver's Side Increase Castor Settings Kit
Install bushings as per diagram below



Optimum Castor settings

Manual steering

Passenger's Side + 1-1/2 Drivers Side +1

Power steering

Passenger's Side + 2-1/2 Drivers Side +2