


Fitting Instructions #3507IS

Toyota Mark X (X120 Platform)

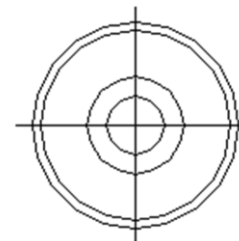
Front Upper Control Arm Inner Bushes



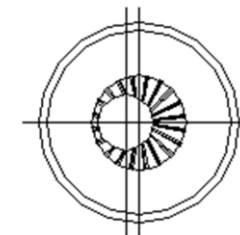
- Place a ring in two halves or similar to support the space between housing of the arm. Use a hydraulic press to remove the OE bushes from the arms;
- Replace with the supplied steel shell parts. The space between housing must be supported while using the hydraulic press;
- Using the grease supplied, generously lubricate the outside of the steel tube, the polyurethane inside of the steel shell part;
- Push the steel crush tubes into the bushes.



Viewed from LHS rear.



SPF3507K



SPF3507XK

FULL NEG SHOWN.

Note: Polyurethane bushings must be fitted to both sides of the vehicle.

- SPF3507K Standard Replacement Kit.
- SPF3507XK camber +/- both sides, approx 0.5 degree change (has 4 bushes & 4 offset tubes).