

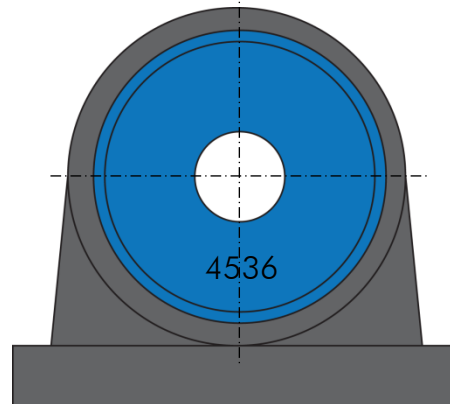
Fitting Instructions #4533IS

Suzuki Baleno

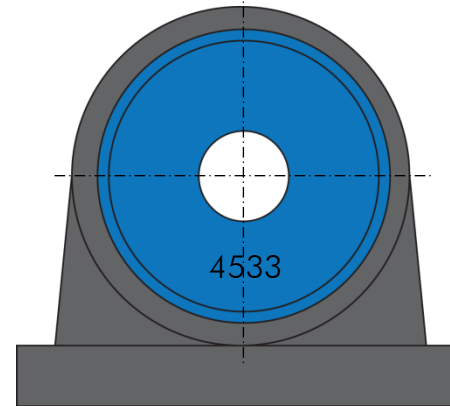
Engine Mount Bushing

- Remove the engine mount brackets;
- Remove original shell parts from the brackets' housing with the use of a hydraulic press and suitable pressing tools;
- Clean any material left in the housing;
- Using the grease supplied, lubricate the housing and outer diameter of the new bush and push it into the bracket;
- Refit the engine mount brackets to the vehicle, and tighten all bolts to manufacture's torque settings.

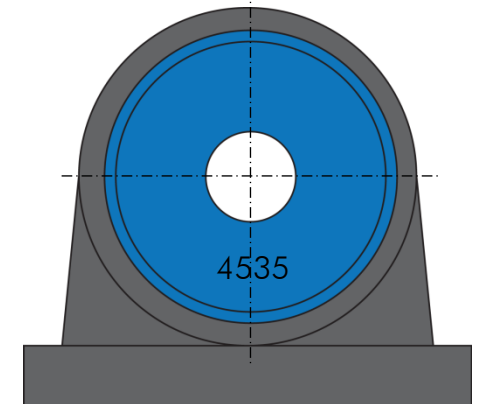
Left Engine Mount (73.5mm inner diameter of the bracket)



Front Engine Mount (70mm inner diameter of the bracket)



Right Engine Mount (80mm inner diameter of the bracket)



Rear Engine Mount (79.5mm inner diameter of the bracket)

