

GREASE FREE TECHNOLOGY




Introducing Grease Free Technology Bushings

Bushings supplied in this kit feature not only the latest synthetic elastomer bushing material technology but a high performing PTFE inner lining boasting an extraordinary low coefficient of friction. This inner lining eliminates the need to lubricate the bushing on installation and therefore makes these bushing 'grease free'!

Superior friction management

- reduces heat build up known to deform or degrade bushing over time
- dramatically reduces high frequency noises (squeaking)
- eliminates the need for maintenance/ greasing



PTFE LINING

Installation tip

Ensure a clean mating surface when installing these bushings for optimum performance!

Frequently Asked Questions

What happens if I do apply grease to the lining?

Don't stress, simply wipe away as much of the lubricant from the surface as possible and install. Adding grease does not further improve the bushings function/ performance nor does traces of lubricant impede the function/ performance.

Do I need to grease other areas of the bushing?



Simply, no! Unless the kit is supplied with a grease packet and lubrication instructions, no other area of the bushing requires lubrication.

Do these bushings require maintenance?

Significant improvements in grease retention within bushing design has dramatically improved over recent years, however this new grease free technology does away with all lubricants and subsequent or periodical maintenance.

Is this technology available across the entire range?

For the most up to date offering of grease free technology bushings visit the website!



FRICION FREE | SILENT OPERATION | MAINTENANCE FREE

General instructions - Swaybar Bushings, Drop Links

N.B: This instruction sheet should be used in conjunction with the workshop manual

If required, vehicle should be jacked up evenly and safely supported with stands,

Ensure all components are free from rust, scale and dirt.
Compare new supplied components to old parts for correct application.

Be careful when working near hot components, such as exhaust systems.

Swaybars vertical links do not require greasing. Swaybar mounting points (D bushings) do require greasing - grease internal diameter of bushing only.

Drop links, with a pivoting bushing do require greasing - bushing internal diameter and side face must be greased with the supplied grease only.



Do not over tighten swaybar pin type link bushings

It is recommended, if possible all components be tightened when vehicle is at ride-height.

Depending on application and suspension component removal, it may be necessary to carry out a Wheel Alignment post install.

We suggest re-checking all hardware after initial 100kms travelled.

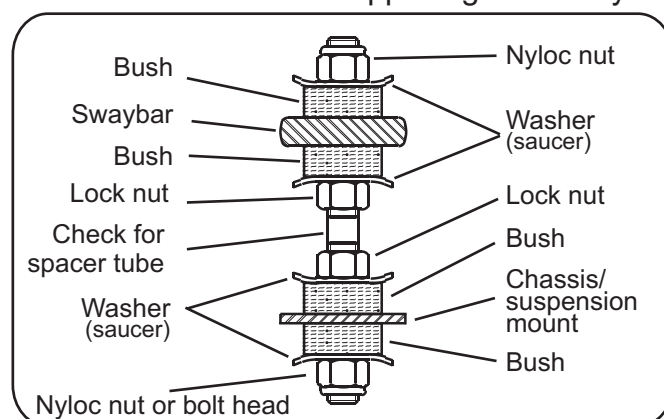
3 point adjustable swaybar shown below



Re-check Ball Joint nuts after 100kms travelled



Grease bushing face and ID with supplied grease only



N.B: It is recommended that a licenced workshop or tradesperson carry out the above procedure and that workshop manual and relevant safety procedures are followed in addition to the above.